

CLEVELAND CLEVER CANINES

TRAINING CLASSES AND 1 - 1 SESSIONS

Carrie Evans is a Member of the Association of Pet Behaviour Counsellors, Centre of Applied Pet Ethology and Institute of Leadership and Management She has a diploma in Companion Animal Behaviour and Training. Carrie has been involved with companion animals for over 25 years, having worked as a veterinary nurse and trainer for the Guide Dogs for the Blind.



Carrie holds Behaviour Referral Clinics from veterinary practices throughout Cleveland, Tyne & Wear, Yorkshire and Cumbria working solely on veterinary referral. She sees owners who are experiencing behaviour problems with their pet, and specialises in problems in multi pet households and aggression.



She is often called upon as an expert witness in court cases and is a member of the Association of Pet Dogs Trainers (No. 201). She has a regular feature on BBC Radio Tees and has also appeared in the ITV's It's a Dog's Life.



Carrie is supported by a team of instructors these include Senior Instructor Sharon Bolton, Louise Ward, Dawn Bisp, Kelly Stanton and Debbie Meek. Carrie and Louise teach the puppy socialisation and training sessions with Sharon and Kelly assisting. Sharon and Carrie instruct the beginners and assist Dawn and Debbie who take the intermediate advanced class. Wendy Hamilton who is a senior member of the crèche staff helps at all the classes as a teaching assistant. They are supported on the front desk by Janet Wade and Chris Clapham.

PET BEHAVIOUR REFERRALS
PO BOX 64
STOCKTON ON TEES
CLEVELAND
TS23 1XF

TEL: 01642 670404
FAX: 01642 601304
EMAIL: training@petbehave.co.uk
www.petbehave.co.uk

COURSES AND 1 - 1 TRAINING

PUPPY SOCIALISATION

For puppies 8 - 18 weeks

A specially designed class for puppies during their rapid learning stage. Early socialisation vastly increases a puppy's chances of being a friendly and controllable adult. Puppies can attend once they have received their first vaccination at 8 weeks of age, but must be no older than 18 weeks of age.

Each session looks at how to introduce your puppy to new experiences and advice is offered on common puppy problems, such as toilet training, learning to be left and play biting.

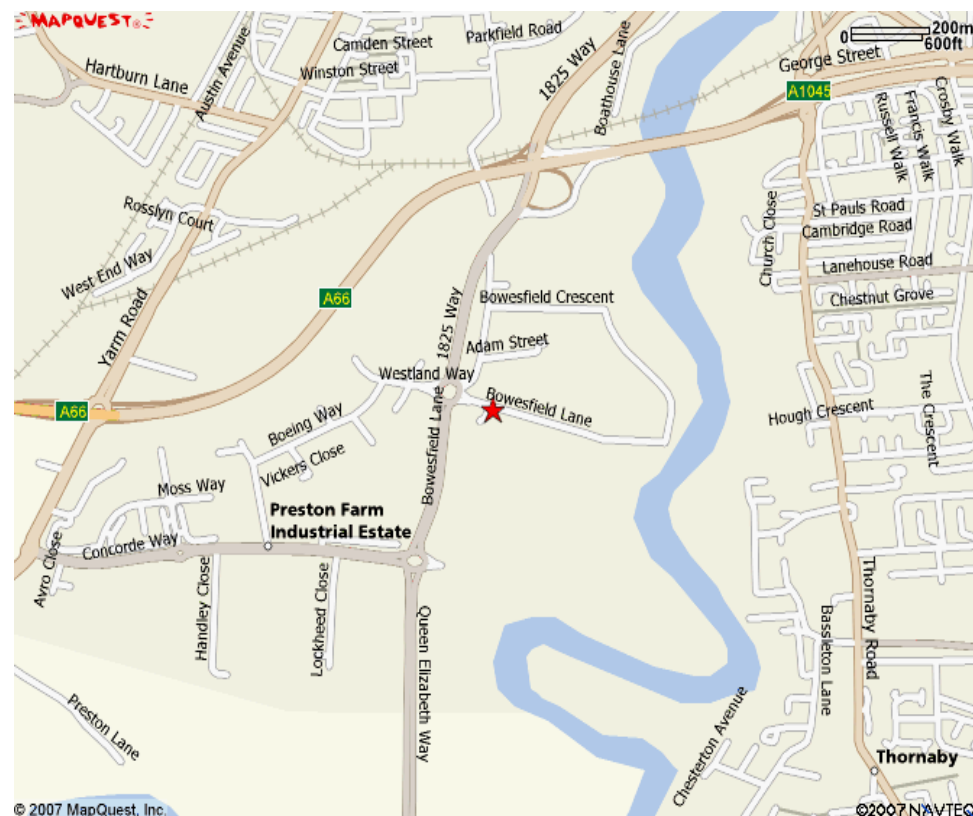
Classes also include teaching good manners, such as greeting people without jumping up and learning to accept being handled and brushed all over.



PUPPY TRAINING

For puppies 16 - 24 weeks

These sessions are ideal puppies, who are too old to join the puppy socialisation course and too young to join Junior Beginners. As well as an introduction to basic commands such as sit and down, common problems such as walking on a loose lead and coming when called are discussed in detail. Greeting people without jumping up and basic canine manners such as not snatching food are also taught.



Cleveland Canine's Creche, Clayton Court, Bovesfield Ind. Estate

DIRECTIONS

Unit 5, Clayton Court, Bowesfield Crescent, Bowesfield Industrial Estate, Stockton, TS18 3QX

FROM INGLEBY BARWICK / YARM

- Leave **Yarm** along the A111 towards Stockton.
- At the roundabout take the 2nd exit.
- At the first roundabout take the 2nd exit - straight across.
- At the next roundabout take the 1st exit towards Stockton*

- From **Ingleby Barwick** take the Queen Elizabeth Way towards Stockton
- At the roundabout take the 2nd exit, going straight on towards Stockton*

- * At the next roundabout take the 4th exit into Bowesfield Industrial Estate / Bowesfield Crescent.
- Enterprise Rent a Car will be on your right. Take the first entrance on your right into Clayton Court.
- Turn immediately left, unit 5 is the last unit on your left.

FROM A66 EAST & WEST

- Take the A135 exit sign posted Ingleby Barwick and Stockton.
- Follow the signs for Ingleby Barwick. (From Darlington turn right / from Middlesbrough turn left)
- At the roundabout take the 2nd exit to Bowesfield Industrial Estate (Bowesfield Crescent).
- Enterprise Rent a Car will be on your right. Take the first entrance on your right into Clayton Court.
- Turn immediately left, unit 5 is the last unit on your left.


Please note that your car is parked at your own risk

CLASSES FOR OLDER PUPPIES AND ADULT DOGS

Teaching subjects that are relevant for pet dogs these classes are recommended for owners who feel they would like to increase their control with their dog in a relaxed, constructive environment. Teaching priorities are: -

- Coming when called.
- Walking on a loose lead
- Greeting people without jumping up
- Response to commands
- Taking food and toys politely

Broken down into three stages: -

- ✓  Beginners – A course for junior and adult dogs with little or no previous training
- ✓ Effective rewards
- ✓ Canine Manners - getting it right
- ✓ Sit, Down & Stand Stay - an introduction
- ✓ Introduction to loose lead walking & coming when called
- ✓ Greeting known people without jumping up



We prefer all dogs commence training on the beginners course to ensure correct early foundations have been achieved before commencing on a higher level of training such as the combined intermediate & advanced course.

- 🐾 Combined Intermediate and Advanced– Taking it further by introducing distractions, off lead exercises & working at a distance plus lots more.

This eight week course also includes game's (doggy roulette, dominoes & solitaire), clicker training and tricks.

Obedience

- ✓ Introduction to walking off lead with other dogs
- ✓ Coming when called with other dogs off lead
- ✓ Stay - off lead with increased distance
- ✓ Perfect canine manners
- ✓ Greeting people with dogs

New Exercises

- ✓ Vehicle control - getting in & out of the car
- ✓ The finish
- ✓ Play retrieve
- ✓ Distance control


Clicker Training

- ✓ Go to bed
- ✓ Wave
- ✓ Play dead
- ✓ Roll over

Plus much more

Fun Nose Work

- ✓ Tracking



12. HARSH HANDLING IS STRONGLY DISCOURAGED

If you are in doubt about what constitutes harsh handling, please ask.

We have a complete ban on choke chains and other coercive or punitive techniques, notably those prohibited in the Association of Pet Dog Trainers Code of Practice. hitting, kicking, shaking or otherwise physically correcting dogs may be reason for expulsion.

13. PROBLEMS OR CONCERNS

If at anytime you feel that you or your dog are not benefiting from the course or you have any concerns about the class, please contact me where you can discuss things in more detail. **If you do not let me know, I will be unable to help.**

14. FURTHER HELP / CONTACT

If you would like to discuss your dog's behaviour or training in detail before the course please contact the office on 01642 670404



8. CANCELLATIONS

All reasonable effort will be made to contact owners should the class have to be cancelled. Where applicable, a part of the course fee will be refunded if alternative arrangements cannot be made.

If you are unable to attend the course for any reason, please let me know as soon as possible. Failure to do so will result in loss of the course fee.

9. CLEANING UP

- Before class your dog must have been adequately exercised and allowed to relieve itself at home.
- Owners **must** clean up after their dog and dispose of it on returning home.
- We always provide equipment for such accidents.



10. SEATING

Each week you are asked to sit in a different place.

11. ADVICE AND SUPPORT.

Well-meaning friends can give you the wrong advice about training. To get the most from this programme, use the techniques and procedures you will be shown in class. If you have any queries, are unsure of anything, or do not understand anything discussed during the class, please arrange to telephone me when I am in the office, and I will explain in more detail.

To ensure the safety of dogs in class and that behaviour problems are not increased, dogs that are not confident and friendly with people or other dogs are not allowed to come to a class. It is very important that adult dogs who are afraid or who show aggression to other dogs or people do not attend classes. If in doubt whether or not your dog should come to class, please ask.

ONE-TO-ONE TRAINING

Ideal for owners with an older dog who are unable to make any of the scheduled class times, who have a specific training problem which needs intensive help or who would prefer to learn on an individual basis. Sessions are usually held at our purpose designed training facility at Cleveland Canine's Creche or if preferred in your own home and can consist of one or several sessions. Sessions are tailored to suit the individual needs of dog and owner.



Training problems include:

- Ⓢ Pulling on the lead
- Ⓢ Not coming when called
- Ⓢ General excitability
- Ⓢ Jumping up to greet people
- Ⓢ Not responding to commands

A suitable training programme is advised in which owners are set realistic goals to achieve and where necessary further sessions can be arranged.

CLASS RULES & PROCEDURES

1. WHO SHOULD TRAIN?

Everyone in the family can attend the classes and learn how to train your dog. This will mean that everyone is consistent with the training methods and rewards.

2. CLOTHING

Comfortable clothing is best for training. At times you will have to get down on the floor with your dog. The best shoes for training are low heels with rubber sole.

3. EQUIPMENT

During the course all you will need are a lead and collar with identification disc, a headcollar or harness (if you use these), a couple of your dog's favourite toys and some tasty titbits, usually tiny pieces of cheese, liver, sausage etc. I usually bring a selection of toys and titbits just in case.

The Lead: An ideal one should be made of leather or cotton/nylon and should be long and wide enough, that when your dog is by your side the lead is relaxed and loose in your hand. A lead, which is too long, can become easily tangled where a short lead will be too tight when walking.

The Collar: When training your dog a normal leather or cotton/nylon collar is more effective than a check chain or half check. Most owners and even some trainers are unable to use a check chain correctly, therefore causing pain and bruising to the dog's neck.

4. KEEPING DOGS under CONTROL

All dogs **MUST** be kept under control and on a leash except where instructed by staff. You are responsible for the conduct of your dog and we accept no responsibility for loss, injury or damage caused by poor supervision.

5. CHILDREN & YOUNG PEOPLE AT THE CLASS

Children are always welcome at the classes, it is important that everybody is aware of how to train the family dog. However, for the sake of safety and consistency in training they **MUST** be with an adult and children need to be well behaved! Children who make a lot of noise or dash about can teach dogs to chase children!

- Children under ten should only handle their dog under the supervision of a parent.
- Children ten years and over can handle their dog and other dogs within the class under the supervision of their parents.

6. HEALTH

Dogs who are not in a fit state to attend class due to disease, injury or any other reason may not come to class. But you are still encouraged to come to the class without your dog.

No dog who has been in contact with another dog infected with a contagious disease may attend the class.

All dogs should be fully protected by vaccinations advised by their vet.

7. STARTING TIME

All sessions begin promptly therefore it is appreciated if you are on time.